

Models: 351M, 352M, 352½MM, 358S

Cast Bronze Screwed, Solder, and Sil-Braze Ends Y Strainers

Sizes: ¼" - 4" (8 - 100mm)

Pressure/Temperature - Non-Shock		
Model	Material	Rating
351M	Bronze	200psi @ -20 to 150°F 13.8 bar @ 66°C 50psi @ 350°F 10.3 bar @ 177°C
352M	Bronze	400 psi @ -20 to 150°F 27.6 bar @ 66°C 300psi @ 350°F 20.7 bar @ 177°C
358S	Bronze	400psi @ -20 to 100°F 27.6 bar @ 37.8°C
352½	Bronze	250psi @ 425°F 17.2 bar @ 218°C

351M Screwed	Class 125
352M Screwed	Class 250
352½M Sil-Braze	Class 125
358S Solder	Class 125



351M Screwed ends (shown)
352M Screwed ends



358SN Solder Joint



352½MM Sil-Braze ends

Typical Service

- Used to strain foreign matter from pipelines and provide economical protection for costly pumps, meters, valves, and other similar mechanical equipment

Features

- Machined seats in both body and cap align and lock the screen in place to stop sediment bypass.
- 352-½ conforms to Military specifications
- 352-½ conforms to the latest revision of BuShip Drawing 80064-810-841499.
- All sizes of 352-½ are furnished grooved less rings.

Self-Cleaning

- Self-cleaning is accomplished by opening the plug or valve connected to the blowoff outlet

Blowoff Outlets

- Outlets are NPT tapped
- Sizes of tapping are specified on next page
- Not normally furnished with plug. Plug is available, specify with order.
- BuShip Drawing strainers are supplied without blowoff outlets.

Capacity

- Generously proportioned bodies
- Open Area Ratio much greater than pipe size, ensuring low pressure drop.

Screens

MODEL	SIZES	STANDARD (WATER)		STEAM RECOMENDATION	
		MATERIAL	OPENING	MATERIAL	OPENING
All	¼" - 2"	304SS	20 mesh	304SS	.033 perf
	2½" - 4"	304SS	.062 perf	304SS	.033 perf

Materials

	351M, 352M, 358S	352½MM
Body	Bronze ASTM B62	Bronze ASTM B61
Cap	Bronze ASTM B62	Bronze ASTM B61
Screen	304SS	304SS
Gasket	Metal Filled Graphite	Copper

Job Name _____

Contractor _____

Job Location _____

Approval _____

Engineer _____

Contractor's P.O. No. _____

Approval _____

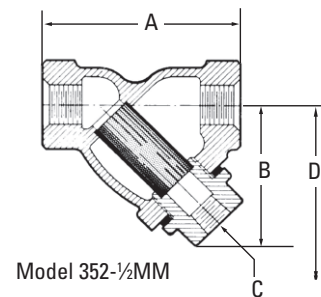
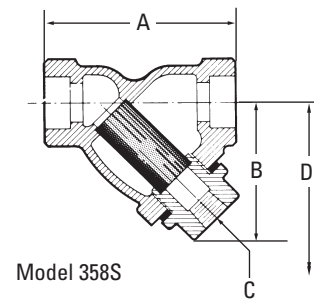
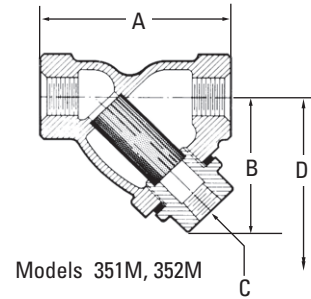
Representative _____

Pressure Drop

See Pressure Drop Charts in Technical Data Section of the Mueller Steam Specialty Engineering binder.

Dimensions and Weights

SIZE		DIMENSIONS						WEIGHT			
		A		B		C (NPT)		D Screen Removal			
in.	mm	in.	mm	in.	mm	in.	mm	in.	mm	lbs.	kgs.
351M, 352M											
1/4	8	2 3/4	70	2 1/4	57	1/4	6	2 1/2	64	.75	.34
3/8	10	2 3/4	70	2 1/4	57	1/4	6	2 1/2	64	.75	.34
1/2	15	2 3/4	70	2 1/4	57	1/4	6	2 1/2	64	.75	.34
3/4	20	3	76	2 9/16	65	3/8	10	2 5/8	67	1.38	.62
1	25	3 3/4	95	2 3/4	70	3/8	10	3 3/8	86	2.13	.96
1 1/4	32	4 7/16	113	3 5/8	81	3/4	20	4 5/8	117	3.13	1.4
1 1/2	40	4 15/16	125	3 7/8	98	3/4	20	5	127	4.5	2
2	50	6 1/8	156	5 1/8	130	1	25	6 7/8	175	7	3.1
2 1/2	65	8 1/4	210	6	152	1 1/4	32	8 3/4	222	12.5	5.6
3	80	9	229	6 3/4	171	1 1/2	38	9 3/4	248	18	8
358S											
1/4	8	3	76	2 1/4	57	1/4	6	1/4	6	.75	.34
3/8	10	3	76	2 1/4	57	1/4	6	1/4	6	.75	.34
1/2	15	3	76	2 1/4	57	1/4	6	1/4	6	.75	.34
3/4	20	3 11/16	93	2 9/16	65	3/8	10	3/8	10	1.38	.62
1	25	4 3/4	120	2 3/4	70	3/8	10	3/8	10	2.13	.96
1 1/4	32	5 7/16	138	3 5/8	81	3/4	20	3/4	20	3.13	1.4
1 1/2	40	5 15/16	150	3 7/8	98	3/4	20	3/4	20	4.5	2
2	50	7 7/16	192	5 1/8	130	1	25	1	25	7	3.1
2 1/2	65	9 3/4	248	6	152	1 1/4	32	1 1/4	32	12.5	5.6
3	80	10 3/8	264	6 3/4	171	1 1/2	38	1 1/2	38	18	8
352 1/2MM											
1/4	8	2 9/16	65	1 7/8	48	1/8	3	2 3/4	70	.75	.34
3/8	10	2 9/16	65	1 7/8	48	1/8	3	2 3/4	70	.75	.34
1/2	15	2 15/16	75	2 1/8	54	1/8	3	3	76	1	.45
3/4	20	3 3/8	86	2 9/16	65	1/4	6	4	102	1.75	.79
1	25	4 1/8	105	3 3/8	79	1/4	6	4 1/2	114	2.5	1.1
1 1/4	32	4 13/16	122	3 3/8	90	3/8	10	5 1/2	140	4.25	1.9
1 1/2	40	5 5/8	137	4 3/16	122	1/2	15	6 1/2	165	5.5	2.5
2	50	6 5/8	168	5 5/8	137	3/4	20	8 1/4	210	8.25	3.7
2 1/2	65	7 7/8	200	6 1/2	165	1	25	10	254	15.5	7
3	80	11 3/4	298	7	178	1	25	10 1/2	267	36	16
4	100	15 3/16	386	11 3/8	289	Blind Cover		16	406	90	41



Mueller Steam Specialty product specifications in U.S. customary units and metric are approximate and are provided for reference only. For precise measurements, please contact Mueller Steam Specialty Technical Service. Mueller Steam Specialty reserves the right to change or modify product design, construction, specifications, or materials without prior notice and without incurring any obligation to make such changes and modifications on Mueller Steam Specialty products previously or subsequently sold.



A Watts Water Technologies Company

ES-MS-351M_358 1337

